
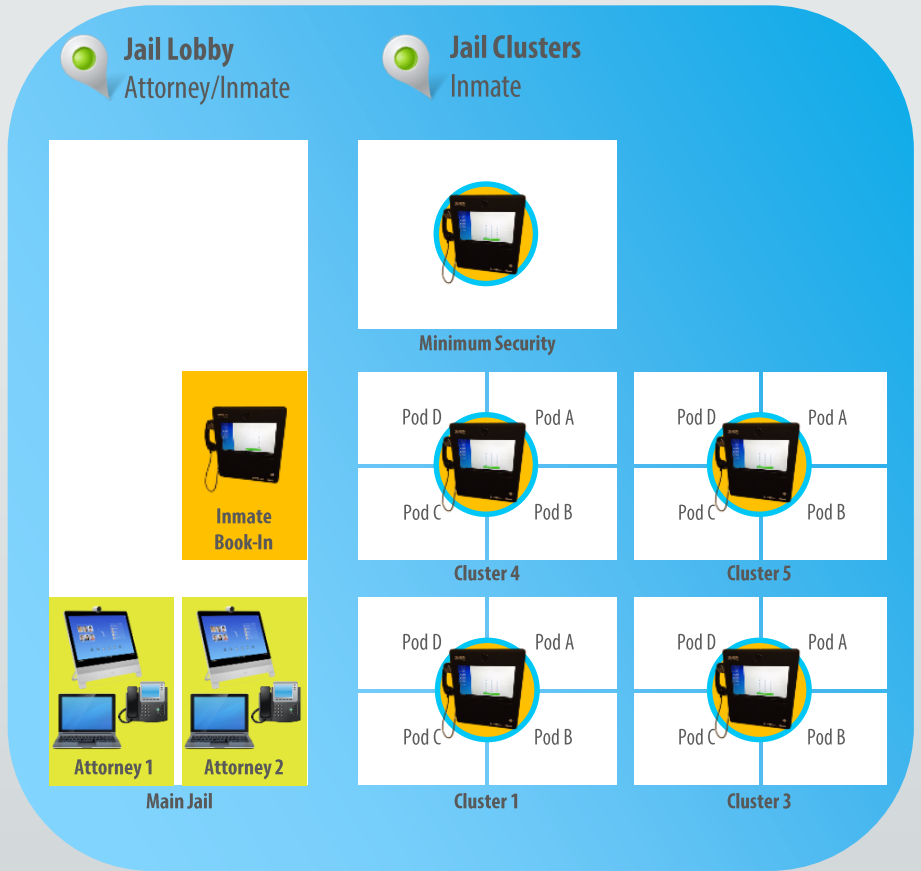
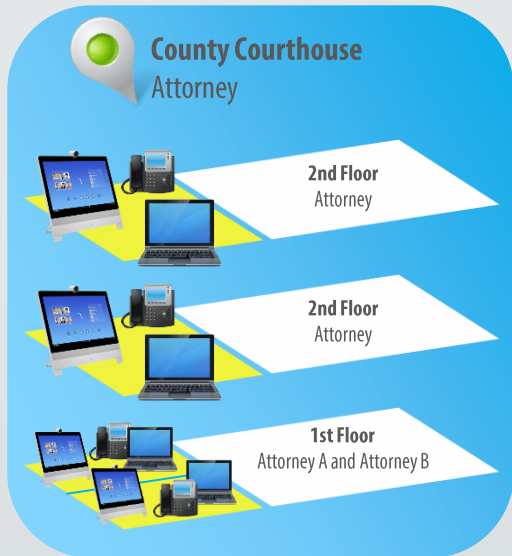


# Litescape and Cisco

## Creating a Connected Gateway to Justice



With Connected Justice, your County benefits from added safety and reduced costs every time an attorney visits an inmate



**Step 1: Attorney Enters Video Visitation Room**  
 Attorney bio-swipes finger to gain access to room

**Step 2: Call Setup**

- Inmate search by attorney
- Attorney calls jail with inmate info
- Jail issues unit number to dial

**Step 3: Call Initiated**

- Attorney bioscans to access DX80
- Presses inmate unit number
- DX80 dials video unit at jail

**Step 4: Attorney-Inmate Conversation**

- Jail video unit "auto" answers
- Software records attorney as now "on-the-clock"
- Privileged attorney-inmate conversation
- **No recording** allowed

**Step 1: Jail Notified by Attorney**

- Jailer locates inmate
- Inmate moved to designated video unit (jail lobby or prisoner holding area/cluster)

**Step 2: Call Initiated**

- Attorney video already on screen while inmate appraises seat and unit
- Inmate takes seat in front of DX80 and picks up handset

**Step 3: Inmate-Attorney Conversation**

- Privileged inmate-attorney conversation
- **No recording** allowed

**Attorney Keeps Control Throughout Call**

**Step 5: End Session**

At the end of their conversation, the attorney completes the call by hitting the **End Call** button on the DX80 touchscreen

**Accurate Billing . . . Every Time** as software maintains an accurate record for the county of the time spent on the call.

